


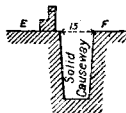
Section on G.H.



Section on C.D.



E.F.



Scale - Yards for Plan, Feet for Profiles.




Fig. 1